




Product Comparison

7, 5, and 3 Series



Model	7 Series 700A11	5 Series 500A11	3 Series 300A11
Applications	The ultimate in luxury Variable capacity forced air heating and cooling with hot water assist. <i>Available with integrated OptiDry™ dehumidification (except 2 ton)</i>	Upscale comfort Dual capacity forced air heating and cooling with hot water assist.	A smart choice Dual capacity forced air heating and cooling with hot water assist.
Sizes	2 to 5 ton variable capacity (4 sizes)	1.5 to 6 ton dual capacity (8 sizes) <i>018 available end of 2024</i>	2 thru 6 ton dual capacity (5 sizes)
Efficiency AHRI 13256-1 (GLHP) Closed loop	Part Load 5.1 - 5.2 COP / 42.0 - 47.0 EER Full Load 3.5 - 4.1 COP / 17.1 - 23.6 EER	4.2 - 5.0 COP / 24.8 - 30.0 EER 4.0 - 4.5 COP / 18.3 - 20.8 EER	3.9 - 4.3 COP / 20.4 - 22.4 EER 3.4 - 4.0 COP / 15.2 - 16.4 EER
Refrigerant	R-454B	R-454B	R-454B
Compressor	High-efficiency scroll (variable capacity)	High-efficiency scroll (dual capacity)	High-efficiency scroll (dual capacity)
Blower	Premium Variable speed ECM Oversized ECM (036 model only)	Variable speed ECM	5-speed ECM
Cabinet Configurations	Vertical top Horizontal end or side discharge All left or right return	Vertical top or bottom flow Horizontal end or side discharge All left or right return	Vertical top flow Horizontal side or end discharge All left or right return
Stages * with auxiliary heat	Variable	3 heat*, 2 cool	3 heat*, 2 cool
Controls	Aurora Variable Speed Controller with energy, refrigeration and performance monitoring standard Onboard diagnostics Symphony compatible	Aurora Advanced Controller with energy monitoring Optional Premium Controls with performance and refrigeration monitoring Onboard diagnostics Symphony compatible	Aurora Base Controller Symphony compatible
Air Coil	All-aluminum PinnaCoil™	All-aluminum PinnaCoil™	All-aluminum PinnaCoil™
Desuperheater	Optional Internal mount pump	Optional Internal mount pump	Optional Internal mount pump
Auxiliary Heat	Optional Internal mount on vertical	Optional Internal mount on vertical	Optional Internal mount on vertical
Zone Control Option	IntelliZone2 (up to 6 zones)	IntelliZone2 (up to 4 zones)	IntelliZone2 24V (up to 4 zones)
Warranty	10 year parts, 5 year labor allowance on internal parts 5 year parts, 5 year labor allowance on accessories 10 year parts, 10 year labor allowance on internal parts available for buy-up	10 year parts, 5 year labor allowance on internal parts 5 year parts, 5 year labor allowance on accessories 10 year parts, 10 year labor allowance on internal parts available for buy-up	5 year parts, 5 year labor allowance on refrigeration components 2 year parts, 2 year labor allowance on all other parts and accessories 5 year all parts and labor available for buy-up
ENERGY STAR Rated Closed earth loop rating points	 Yes All sizes	 Yes All sizes	 Yes All sizes